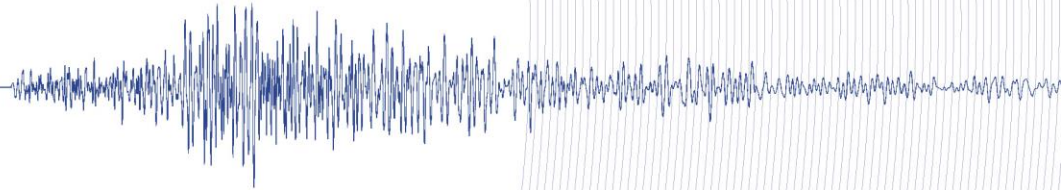




Australian Society of Exploration Geophysicists



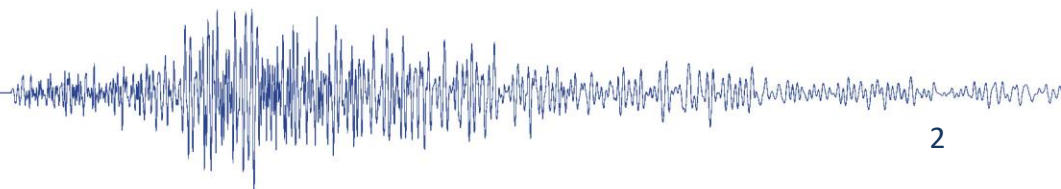
Finance Update
2016 ASEG AGM

Profit & Loss

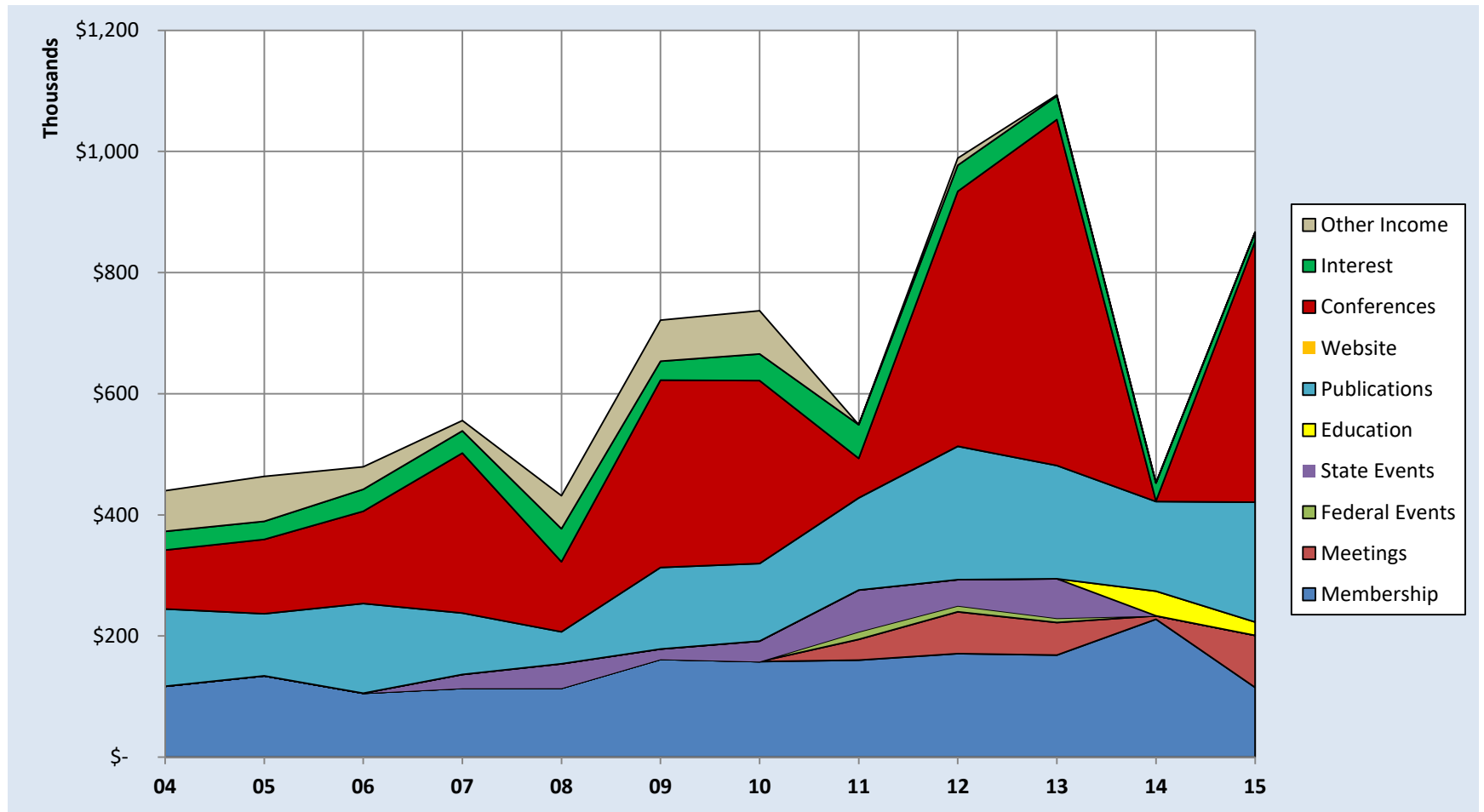
Income	2014	2015
Membership	227,668	115,099
Meetings & Event	5,590	85,871
Education	40,745	22,074
Publication	147,956	197,790
Conference	829	430,543
Interest	29,837	15,393
Total Income	452,625	866,770

Profit/Loss	2014	2015
	-312,184	180,781

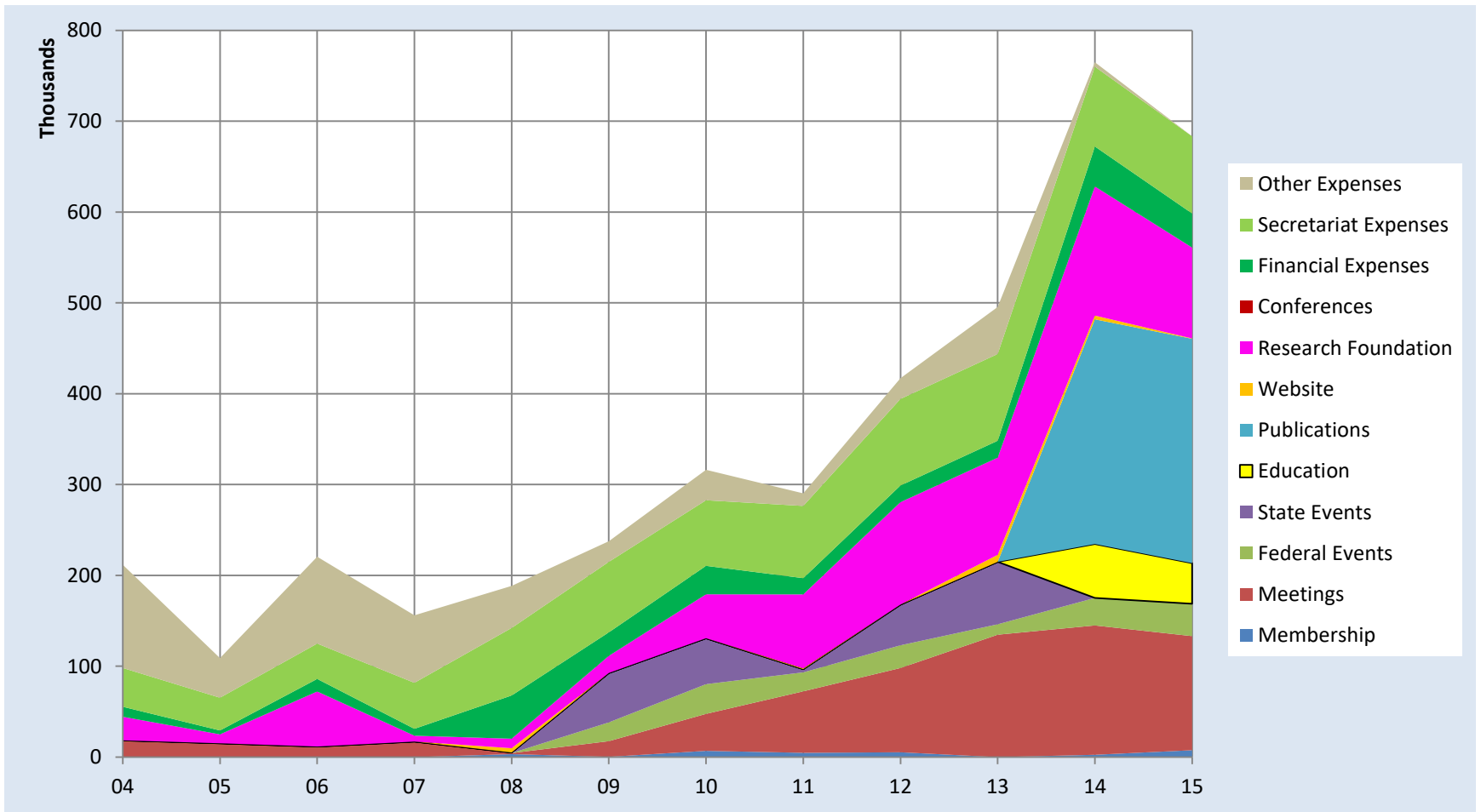
Liabilities	2014	2015
Membership	2,579	7,604
Meetings	142,366	125,587
Education	59,378	44,754
Publication	247,299	246,934
Conference	-909	2,629
Financial	10,278	3,852
RF	142,060	100,000
Secretariat	82,678	84,940
Website	4,152	395
Other	74,928	69,294
Total Expenses	764,809	685,989



Income 2004-15



Expenses 2004-15



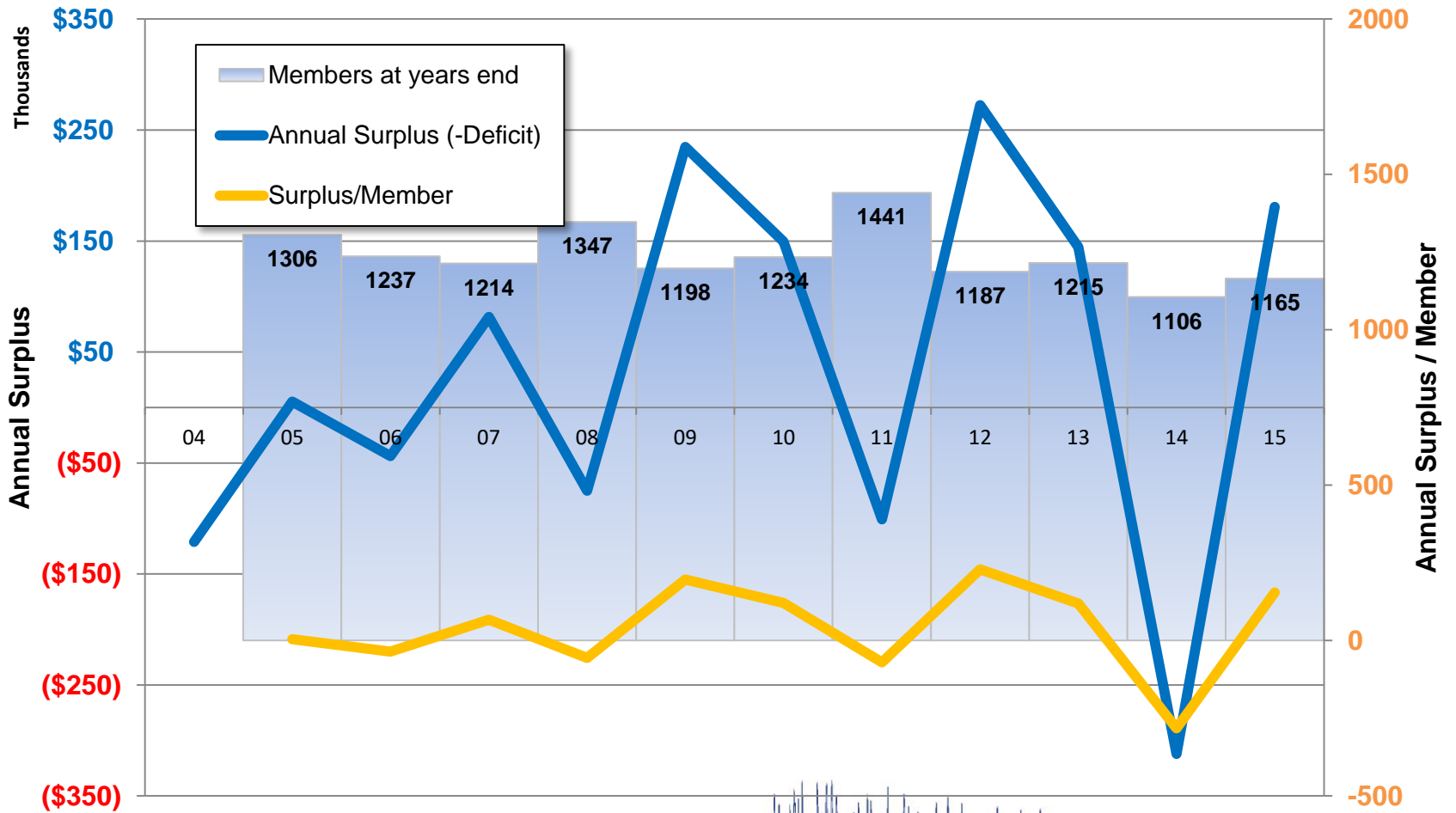
Comprehensive Income

Net (income-expenses)	2014	2015
Membership	225,089	107,495
Meetings & Event	-136,776	-39,716
Education	-18,633	-22,680
Publication	-99,343	-49,144
Conference	1,738	427,914
Financial	19,559	11,541
RF	-142,060	-100,000
Secretariat	-82,678	-84,940
Website	-4,152	-395
Other	-74,928	-69,294
Total Income	-312,184	180,781

Net normalised by Membership	2014	2015
Membership	204	92
Meetings & Event	-124	-34
Education	-17	-19
Publication	-90	-42
Conference	2	367
Financial	18	10
RF	-128	-86
Secretariat	-75	-73
Website	-4	0
Other	-68	-59
Total Income	-282	155

Membership	2014	2015
	1106	1165

Annual Surplus/Deficit



Balance Sheet

Assets	2014	2015
Cash	612,813	788,594
Term Deposits	513,647	512,878
Trade Debtors	10,781	15,572
Inventories	20,200	1,920
Other Assets	41,347	22,138
Intangible Assets	52,063	27,680
Total Assets	1,250,851	1,368,782

Net Assets	2014	2015
	1,114,694	1,295,475

Liabilities	2014	2015
Trade Creditors	78,799	12,112
Income in advance	57,358	61,195
Total Liabilities	136,157	73,307

Net improvement of \$180,781
from 2014

Balance Sheet

