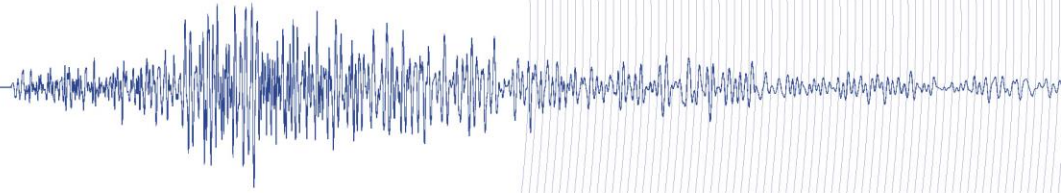




Australian Society of Exploration Geophysicists



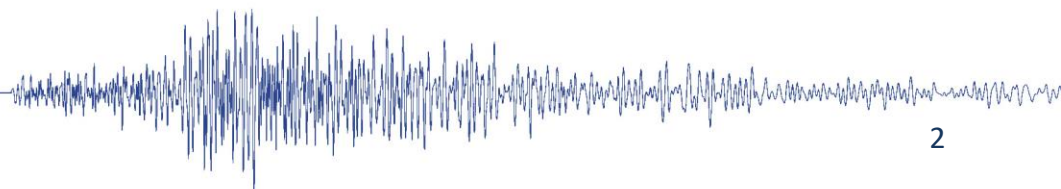
Finance Update & Audit Report 2017 ASEG AGM

Audited Profit & Loss (accrual)

Income	2016	2015
Membership	105,016	115,099
Meetings & Event	54,171	85,871
Education	13,437	22,074
Publication	207,996	197,790
Conference	137,331	430,543
Interest	27,724	15,393
Total Income	545,675	866,770

Expenditure	2016	2015
Membership	5,829	7,604
Meetings	100,123	125,587
Education	46,386	44,754
Publication	358,826	246,934
Conference	3,959	2,629
Financial/Audit/Insur.	11,489	13,129
RF	100,000	100,000
Secretariat	80,993	84,940
Website	44,851	395
Other	61,572	60,015
Total Expenses	814,028	685,989

Profit/Loss	2016	2015
	-268,353	180,781

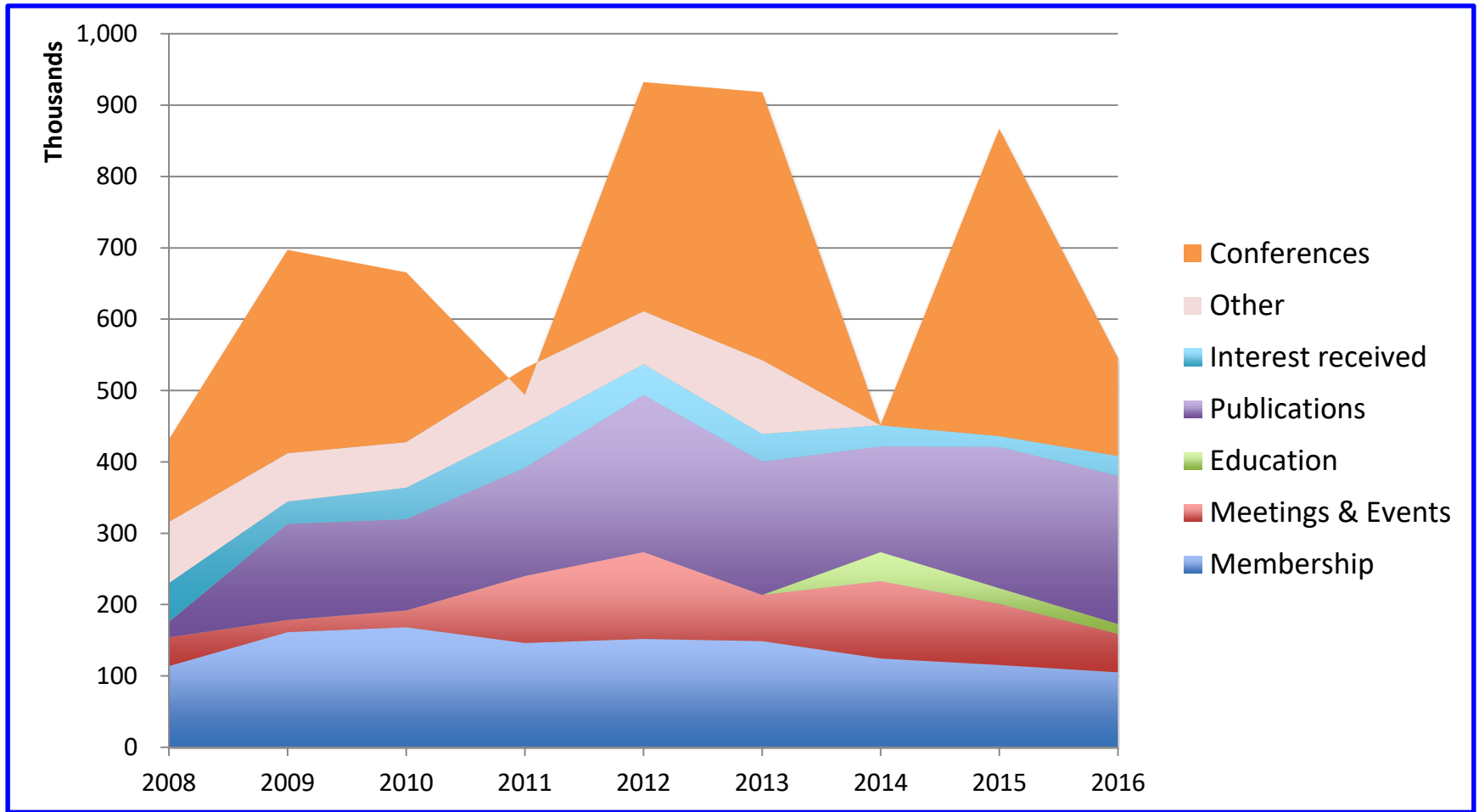


Annual Net by Activity*

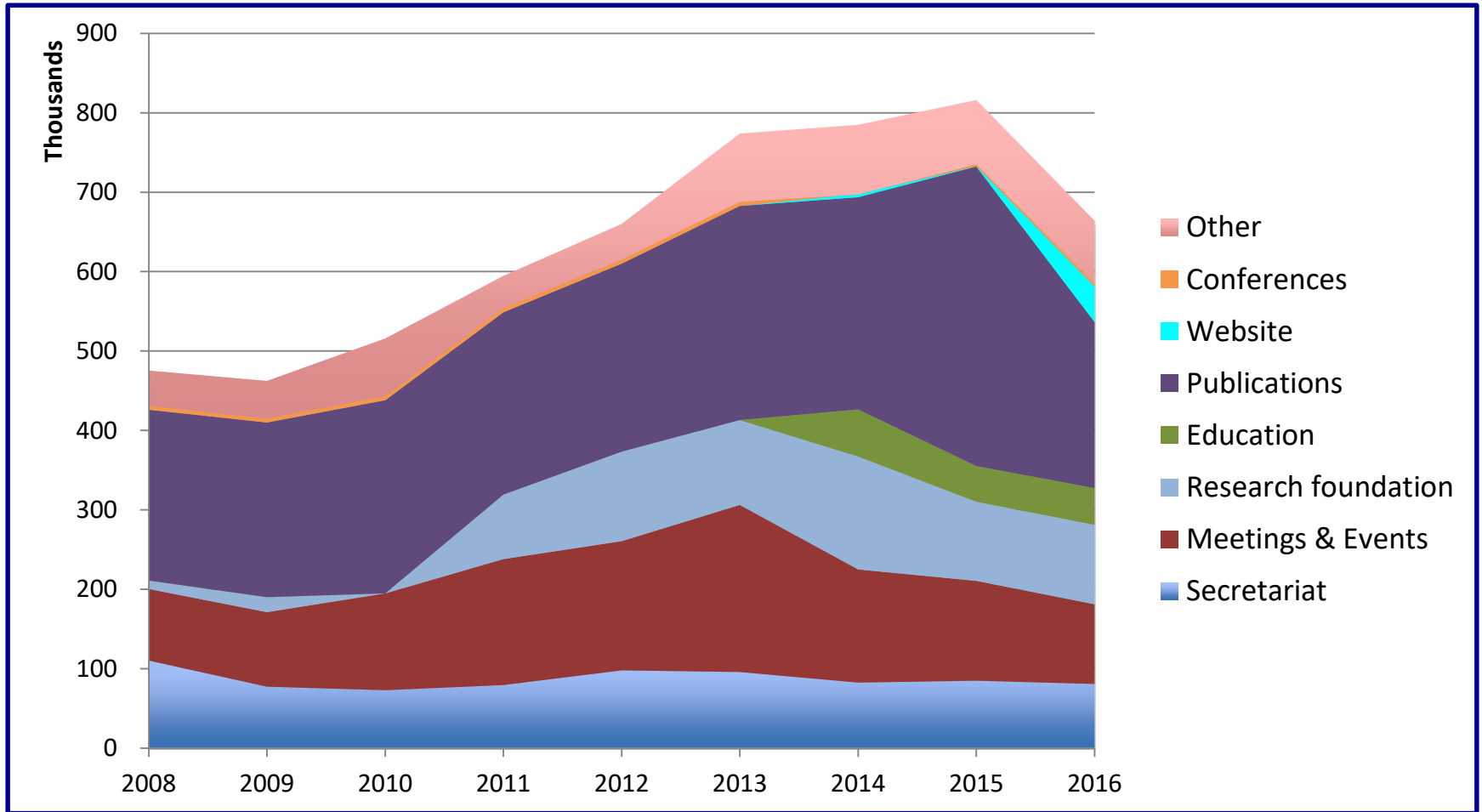
Activity	2014	2015	2016	2017 (budget)
Membership	\$121,912	\$107,496	\$98,014	\$95,620
Meetings/Events	-\$34,082	-\$53,744	-\$53,934	-\$55,750
Education	-\$18,633	-\$22,453	-\$34,831	-\$43,000
Publications	-\$119,343	-\$150,864	-\$81,113	-\$105,230
Conference	\$1,738	\$427,914	\$133,372	\$0
Foundation/Sponsorship	-\$152,955	-\$118,335	-\$124,263	-\$70,000
Website	-\$4,152	-\$1,295	-\$44,832	-\$5,700
Financial	\$10,732	\$3,059	\$14,571	\$10,500
Secretariat/Admin	-\$103,993	-\$88,773	-\$82,850	-\$85,300
Profit/Loss	-\$298,776	\$103,004	-\$175,866	-\$258,860

* Cash accounting basis – allocated to year incurred

Income 2008-16



Expenses 2008-16

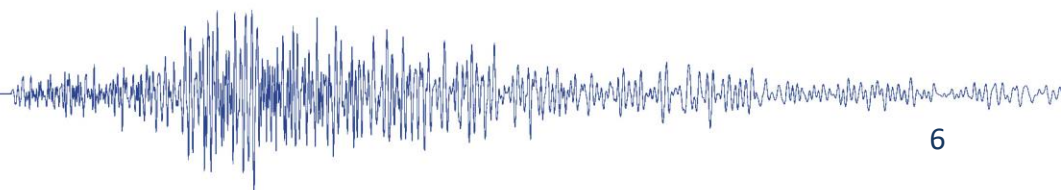


Audited Balance Sheet

Assets	2016	2015
Cash	206,923	788,594
Term Deposits	874,396	512,878
Trade Debtors	38,981	15,572
Inventories	1,536	1,920
Other Assets	22,831	22,138
Intangible Assets	-	27,680
Total Assets	1,144,667	1,368,782

Net Assets	2016	2015
	1,027,122	1,295,475

Liabilities	2016	2015
Trade Creditors	61,399	12,112
Income in advance	56,146	61,195
Total Liabilities	177,545	73,307



Balance Sheet

