



Australian Society of Exploration Geophysicists

President's report

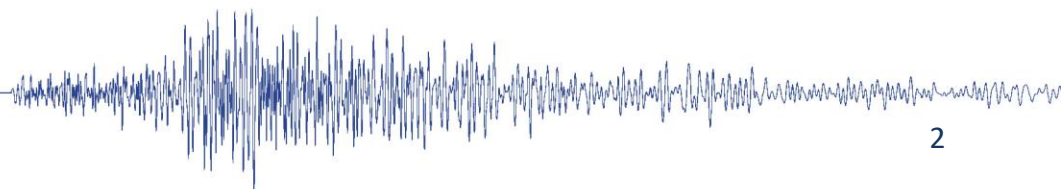
Finance Update & Audit Report 2018 ASEG AGM

Audited Profit & Loss (accrual)

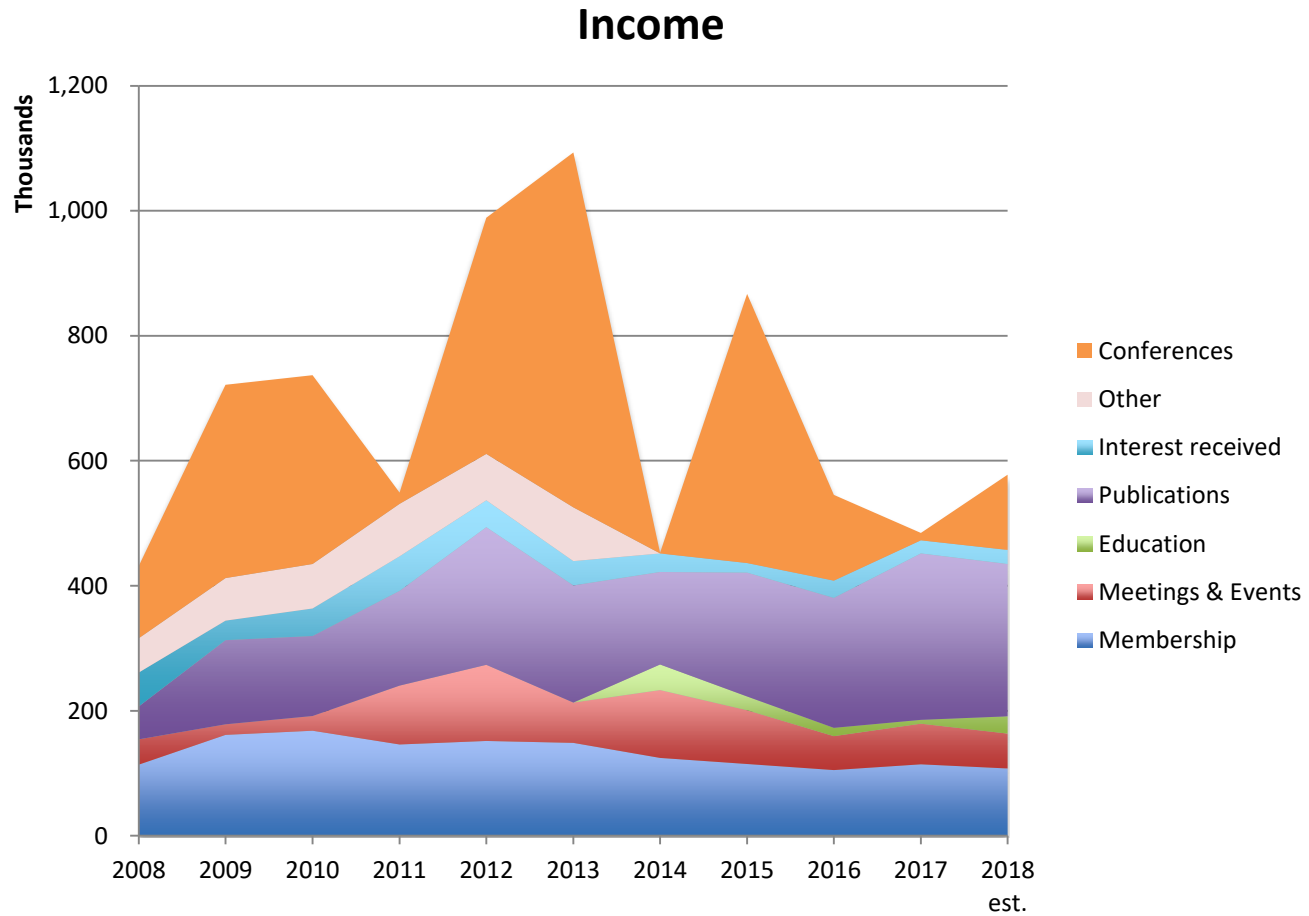
Income	2017	2016
Membership	104,915	105,016
Meetings & Event	64,949	54,171
Education	6,313	13,437
Publication	275,798	207,996
Conference	11,656	137,331
Interest	20,772	27,724
Total Income	484,403	545,675

Expenditure	2017	2016
Membership	5,979	5,829
Meetings	100,593	100,123
Education	26,287	46,386
Publication	310,447	358,826
Conference	1,702	3,959
Financial/Audit/Insur.	12,357	11,489
RF	50,000	100,000
Secretariat	71,311	80,993
Website	2,240	44,851
Other	14,118	61,572
Total Expenses	595,034	814,028

Profit/Loss	2017	2016
	-110,631	-268,353

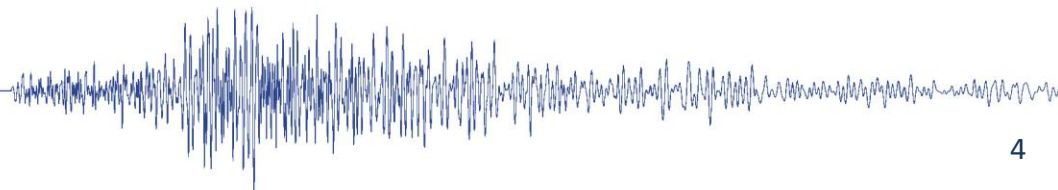
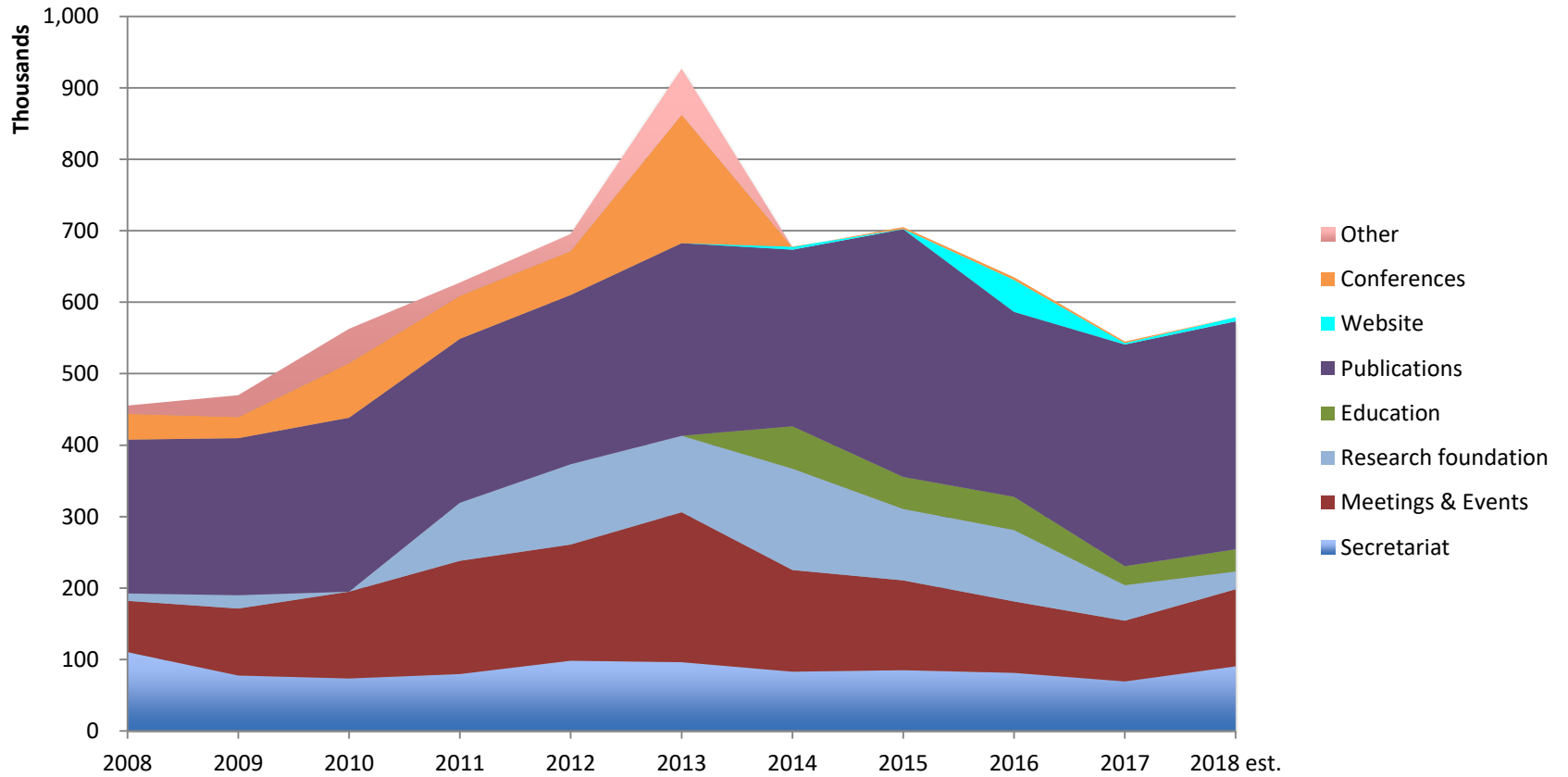


Income 2008-17



Expenses 2008-17

Expenses



Annual Net by Main Activity*

Activity	2014	2015	2016	2017	2018 (budget)
Membership	\$121,912	\$107,496	\$98,014	\$108,506	\$102,332
Meetings/Events	-\$34,082	-\$53,744	-\$53,934	-\$19,887	-\$51,750
Education	-\$18,633	-\$22,453	-\$34,831	-\$19,974	-\$3,500
Publications	-\$119,343	-\$150,864	-\$81,113	-\$93,937	-\$75,131
Conference	\$1,738	\$427,914	\$133,372	\$9,594	\$120,000
Foundation/Sponsorship	-\$152,955	-\$118,335	-\$124,263	-\$65,918	-\$35,000
Website	-\$4,152	-\$1,295	-\$44,832	-\$2,240	-\$5,700
Financial	\$10,732	\$3,059	\$14,571	\$8,414	\$10,600
Secretariat/Admin	-\$103,993	-\$88,773	-\$82,850	-\$71,310	-\$92,300
Profit/Loss	-\$298,776	\$103,004	-\$175,866	-\$145,852	-\$30,449

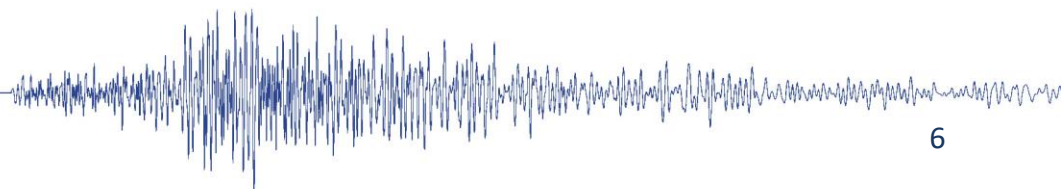
* Cash accounting basis – allocated to year incurred

Audited Balance Sheet

Assets	2017	2016
Cash	116,592	206,923
Term Deposits	745,841	874,396
Trade Debtors/Rec.	91,290	38,981
Inventories	1,258	1,536
Other Assets	23,971	22,831
Intangible Assets		-
Total Assets	978,952	1,144,667

Net Assets	2017	2016
	916,491	1,027,122

Liabilities	2017	2016
Trade Creditors	38,205	61,399
Income in advance	24,256	56,146
Total Liabilities	62,461	117,545



Balance Sheet

Net Assets (Total Equity)

